



8804 N. Michigan Rd., Indianapolis, Indiana 46268

(317) 228-0929

<http://www.sewvaccentral.com>

Hours: Mon.-Fri., 10:00 am - 6:00 pm, Sat. 10:00 am - 3:00 pm



January 2012 Newsletter

Happy New Year!

Indy Classes at a Glance:

January 9, 6:00 pm
Embroidery Essentials

January 20, 10:00 am to
5:00 pm Customizer
Software Class

January 28, 9:00 am to
12:00 noon, Software
Made Simple

January 30, 2:00 pm and
6:00 pm, Mystery Quilt
Block of the Month

February 18 & 25, 11:00
am to 3:00 pm,
Beginning Free Motion
Quilting with Mary Buvia

Part Time Help Needed

We are in need of someone to work on a part time basis to do custom embroidery and alterations, this position has the potential to turn into full time employment. If you are interested in this position please send your resume to: embroidery@sewvaccentral.com.

Part Time Sales Needed

Sew Vac Central is growing and is in need of sales personnel, if you are highly motivated and like working with people this could be a perfect fit for you. Sales experience is required and sewing experience is a plus. Please send your resume to: sales@sewvaccentral.com.

February Beginning Free Motion Machine Quilting with Mary Buvia

The Beginning Free Motion Class is a two-part class designed for the beginning quilter or persons wanting to learn how to do free-motion quilting. Participants benefit from the provided 8-page informative hand-out, which has a feather quilting design included. An easy, five-step approach is taught, which is helpful for understanding this quilting technique. There will be a complete discussion on the use of threads, needles, batting, and fabric preparation. The class is conducted in two, 4-hour sessions, one week apart, with a total of 8 hours of instruction. Mary will be teaching this class on February 18th and 25th, 11:00 am to 3:00 pm.

Class fee ... \$80

Class Supply List: sewing machine in good working order; quilting or darning foot that has a circular shape and allows fabric to move when presser foot is in the down position; dropped feed dogs (some machines may have a plate to cover the feed dogs); straight stitch, single hole throat plate is recommended; new size 12 topstitch or metallic needle; scissors; flat-head straight pins; good quality thread; one "sandwich" (fabric, batting, fabric) approximate size 22" x

36" or larger with Hobbs 80/20 batting recommended; use light-colored, solid (plain) fabric in the sandwich so that stitches may easily be seen; Machinger's Quilters Gloves; pencil and paper for note-taking



*Embroida Block
of the Month 2012*



"EARTH TO QUILTERS" Collection

EmbroidaBlock 2012

The 2012 EmbroidaBlock™ of the Month creates four beautiful quilts including HoopSisters version of a Whole Cloth Quilt. Windmill, Card Basket and Northern Lights quilts have a project to go with it. An Optional Border CD with GPS block (Mariner's Compass) is also available and has a Messenger bag project to match. Quilts, Projects, AND a chance to win an iPad!




Win an iPad!
Details on the back!



Windmill Quilt & Cross Body Hipster



Card Basket Quilt & Haylee Handbag



Northern Lights Quilt, Trimmer By George Case & Mouse Pouch



Messenger Bag & GPS Quilt on Border CD!

"Whole Earth"
5" & 8" Block Sizes

- Make up to 5 Quilts!
- Make up to 4 Projects!
- Traditional Blocks Morphed into 3D effect to create "Whole Earth"
- Optional Border/Bonus Block CD
- Video Instructions
- PDF Slide Show Instructions
- PDF Written Instructions
- Pieced, Decorative Stitched, Embroidered and Quilted all in the Hoop!
- 5" and 8" Block Sizes for "Whole Earth"
- 4", 5" & 8" Block Sizes for Projects!

The Hoop Sisters Embroida Block of the Month for 2012, "Earth to Quilters" will be available soon and our shop will be deciding whether or not to participate based on customer interest. There is a video posted on the Hoop Sisters website showing the various blocks and projects. You can view the video of the "Earth to Quilters" blocks and

projects on their website at <http://www.hoopsisters.com> or the direct video link on You Tube is at this link: [Earth to Quilters Video](#). We will participate if enough people are interested. Please call the shop or send us an email to let us know you would like to participate.



Dakota Collectibles

[Dakota Collectibles - Dealer Number 3387](#)

Don't forget our dealer number for Dakota Collectibles is #3387, so if you order and download designs from the Dakota website, please enter our dealer number along with your order. The Dakota Collectibles website is: <http://www.dakotacollectibles.com/>

If you want to order collections from the website, please let us know. We can now download the design collections you want and put them on a CD or flash drive for you. It is much faster and there are no shipping charges!

[News Designs:](#)

Stop in the shop and browse through the new Dakota Collectibles Embroidery Design Collections. There are six new sets of designs: [Peace Signs](#) (fifteen 5" x 7" designs), [Winter Redwork](#) (twenty two 4" x 4" designs), [Baby Bugs Appliqués](#) (fifteen 5" x 7" designs), [Gift Tag Sentiments](#) (twenty 4" x 4" designs), [A Touch of Southwest](#) (twenty 4" x 4" designs), and [Kiddie Rainforest](#) (twenty 4" x 4" designs).

[Sale Designs](#)

Six collections are currently on sale, priced at \$19.95 (\$30 off regular price): [Frollicking Frogs](#) (twenty 4" x 4" designs), [Aquarium Scenes](#), (four 5" x 7" designs and twenty 4" x 4" designs), [Baby Farm Animals](#) (fifteen 5" x 7" designs), [Top Dogs](#) (twenty 4" x 4" designs), [Cuddly Cats](#) (twenty 4" x 4" designs), and [Tulips](#) (fifteen 5" x 7" designs).

[Customizer Plus 10000 and 11000](#)

On Friday, January 20th, 10:00 am – 5:00 pm, we will be offering an all day software class for learning to use Customizer Plus 10000 and 11000. Customizer Plus is an older program, which Digitizer Jr. has replaced. However, many of you still have Customizer and have told us that you would like to learn how to use it. Even though Customizer Plus is an older program, there are still things you can do with it that you cannot do with Digitizer Jr. The requirement for the class is that you bring your laptop with the most current version of Customizer Plus installed on your laptop. New updates have recently been added to the Janome website which make Customizer Plus compatible with Windows Vista and Windows 7. A folder with notes and a CD of practice files will be provided to each person taking the class. We have a limited number of computers here for your use, so if you do not have a laptop and would like to use a computer here, please let us know in advance to reserve one. Class fee ... \$50

[Need a Software Refresher?](#)

Have you taken a software class at Sew Vac Central? Have you forgotten what you learned or just need to practice what you learned? If you have taken one of our software classes, you may join that same scheduled software class, if space is available. There is no charge for a "software refresher" if you have already previously paid for and taken the class.

[Embroidery Essentials](#)

January's Embroidery Essentials will be on Monday, January 9th, at 6:00 pm. January's meeting will focus on information about different kinds of soluble stabilizers and ideas for how to recycle and re-use soluble stabilizers. This is good timing since many of us have lots of left-over scraps after making free-standing lace ornaments over the holidays! (Hope you saved your scraps!) Notes and handouts will be provided. Class fee ... \$5

Software Made Simple

January's class will be on Saturday morning, January 28th, at 9:00 am. This software class will focus on creating an in-the hoop project based on a Janome pattern for a cute scissors holder. Art work, pattern, and class notes will be provided. If times permits, the created designs will be stitched out in class. Class fee ... \$25

2012 Mystery Row Quilt, Block of the Month



January's block designs


This year, we will have monthly quilt block designs that can be used to create a wall hanging or a row quilt. Each month there will be one or more designs, but the blocks for the other months will remain a mystery. These blocks have been created by Teresa Huckleberry. The blocks are 8" square and can be made by machine embroidery in-the-hoop or by normal sewing techniques such as paper piecing or appliqué. January has two blocks.

The class will be held on Monday, January 30th at 2 pm and 6 pm. Patterns and embroidery design files will be provided. Supplies needed are scissors, pins, and water soluble thread; 11" squares of light gray and dark blue fabrics; small scraps of green, white, blue and red fabrics; bobbin thread, white, red, blue, black, orange, yellow, and pink embroidery thread; Steam-a-Seam 2 light, if you do the blocks by normal appliqué, 11" squares of batting (Hoop Sister's battilizer works great!), and two 11" pieces of fabric for the backing; Class Fee ... \$10

Sewing & Software Café



Do you have an unending stack of UFO's and need the motivation to finish them? Do you have Digitizer or Customizer projects that just really beg for assistance? Get away from the noise at home, come in, sit and sew for a while, and escape while sipping a soothing cup of coffee, hot tea, or hot cocoa! You can get expert advice from an instructor with the sewing projects or software questions that are giving you difficulty and we can even create projects for you to learn a new technique or how to use a specific foot you have never used before. If you have time, you can come in and sew on a charity project or work on Project Linus blankets. You may bring your own machine or rent one of ours. Sewing Café is Tuesdays and Thursdays, 10:00 am to 6:00 pm. If you want to come in to sit and sew or bring in your laptop to get help on your own project, just drop in. If you want us to provide instruction for a specific project or create a project for you, let us know at least a week in advance.



- Sit and Sew, Sit and Digitize, using your own machine, laptop, and materials ---- free
- Sit and Sew, renting one of our machines, using your own materials ---- \$10 per hour
- Sit and Sew, using your own machine, with instruction on a specific project ---- \$10 per hour
- Sit and Sew, renting one of our machines, with instruction on a specific project ---- \$15 per hour



Project Linus 2011 Final Count:

Current Blanket Count: 139

Purse Amount: \$239

Congratulations to Nancy Fike, winner of the \$119.50 Sew Vac Central gift certificate. Project Linus is being sent a check for \$119.50.

Sew Vac Central's 2012 Participation in Project Linus

Throughout the 2012 year, Sew Vac Central will again be supporting Project Linus in a very special way. Starting with a beginning balance of \$100, we will add a \$1 each time a blanket is brought into our shop for Project Linus. Each time a person brings in a blanket for Project Linus during 2011, they will receive a ticket and their name will be added to a special drawing. On December 31, 2012, we will have a drawing from the ticket names. The winner will receive a gift certificate from our shop, representing 50% of the money raised and the remaining 50% will be donated directly to Project Linus. We have already had a private individual donate money to help us begin this activity! We hope we will have many of you help us with this very worthy cause. We will give you an update each month in our newsletter so that you will know how many blankets we have collected.

Project Linus is comprised of hundreds of local chapters and thousands of volunteers across the United States. Each volunteer and local chapter all work together to help us achieve our mission which is to provide love, a sense of security, warmth and comfort to children who are seriously ill, traumatized, or otherwise in need through the gifts of new, handmade blankets and afghans, lovingly created by volunteer "blanketeers." Sew Vac Central is proud to participate as a drop-off site for these blankets. Information about Project Linus' national organization can be found at: <http://www.projectlinus.org>

Indianapolis and the surrounding area have a Project Linus chapter. Blankets donated to the Indianapolis chapter are given to Riley Children's Hospital's Cheer Guild, Peyton Manning Children's Hospital at St. Vincent, Community Hospital South, Methodist Hospital, The Little Red Door, St. Frances Hospital South, Coburn Place Safe Haven, Clarian North, The Julian Center, local police and fire departments, The Dawn Project, Community Hospital North, St. Francis Hospital, and Johnson Memorial Hospital, in Franklin, Indiana.

The Project Linus website and specific information about the requirements for making blankets can be found at: <http://www.orgsites.com/in/projectlinus/>



Sew Vac Central Indianapolis

January 2012

Sunday	Monday	Tuesday	Wednesday	Thursday	Friday	Saturday
1 HAPPY NEW YEAR	2	3 Sewing & Software Café 10:00 am to 6:00 pm	4	5 Sewing & Software Café 10:00 am to 6:00 pm	6	7
8	9 6:00 pm Embroidery Essentials	10 Sewing & Software Café 10:00 am to 6:00 pm	11	12 ASG meeting 9:30 – 11:30 am	13	14
15	16 Martin Luther King Day	17 Sewing & Software Café 10:00 am to 6:00 pm	18	19 Sewing & Software Café 10:00 am to 6:00 pm	20 Customizer Software Class 10:00 – 5:00 pm	21
22	23	24 Sewing & Software Café 10:00 am to 6:00 pm	25	26 Sewing & Software Café 10:00 am to 6:00 pm	27	28 Software Made Simple 9:00 am – 12:00 noon
29	30 Mystery Quilt, Block of the Month 2:00 pm & 6:00 pm	31 Sewing & Software Café 10:00 am to 6:00 pm				





Sew Vac Central, Crawfordsville Shop

SewVacCentral.com
 116 S. Green Street,
 Crawfordsville, IN 47933
 (765) 362-7360

Hours:
 Mon. Tues. Wed. Fri. - 10:00 am to 5:00 pm
 Thurs. - 10:00 am to 6:00 pm
 Sat. - 10:00 am to 2:00 pm

January 2012

Sun.	Mon.	Tues.	Wed.	Thurs.	Fri.	Saturday
1 	2	3	4	5 Sewing Café 2:00 to 6:00 pm Ask for details	6	7
8	9 ABC Afghan Crochet 2:00 – 4:00 pm \$15.00 Great American Knit Afghan 6:30 – 8:30 pm \$15.00	10 Sew Tech 202+ with Joan 2:00 to 4:00 pm 6:00 to 8:00 pm Ask for details	11	12 Beginning Crochet 6:00 – 8:00 pm \$15.00	13	14 Tweens Sewing Class 2:00 – 4:00 pm \$10.00
15	16	17 Block of the Month & Chicken Buffet 2:00 – 4:00 pm 6:00 - 8:00 pm \$15.00	18	19 Sewing Café 2:00 to 6:00 pm Ask for details Knitted Socks with Mary 6:00 to 8:00 pm \$15.00	20	21 Adult Beginning Sewing 2:00 – 4:00 pm \$15.00
22	23	24	25	26	27	28
29	30	31	Available upon request: Mother-Daughter sewing classes Individual classes Classes to help you with your Janome or any other machine			



SewTec 202+:

Come and learn some techniques in garment and quilt sewing. This class will be on the second Tuesday. Bring your machine and your materials. This will be an instructional and hands on class.

Sewing Café:

Sit and Sew, have some coffee, just drop in on either the 1st or 3rd Thursday from 2:00 to 6:00 PM. Bring your own machine and your material, sit and sew, no charge. Need a machine, rent one for a fee, need some instruction, that will be available for a fee. Come in anytime on those days, escape the house for a while.

Chicken Buffet:

A smorgasbord of 12 quilt blocks and recipes. This can be either made for a wall hanging or complete all 12 and make a quilt. Come, sit with others and enjoy making this very interesting project.

We are still offering the Mother/Daughter sewing class, time is by request, as well as any individual sewing needs upon request. Need help with your sewing machine, Janome or any other model, call and schedule a time for one on one help.

Check out the calendar here on the web site for other class offerings.