





8804 N. Michigan Rd., Indianapolis, Indiana 46268 (317) 228-0929

Hours: Mon.-Fri., 10:00 am - 6:00 pm, Sat. 10:00 am - 3:00 pm



*September
2011
Newsletter*



*At a Glance:
Classes With
Mary Buvia*

September:

Advanced Free
Motion Quilting,
September 17th,
12:00 noon - 3:00 pm

Invisible Appliqué
September 24th,
11:00 am - 4:00 pm

October:

Understanding Threads
October 8th,
11:00 am - 3:00 pm

Advanced Free Motion
Quilting, October 15th,
12:00 noon - 3:00 pm

Town and Country Shop Hop, September 13 - 17

Sew Vac Central in Crawfordsville will be one of nine shops participating in the Town and Country Shop Hop. Other participating shops are **Avon Quiltery** (Avon, Indiana), **Needle & I** (Rantoul, Illinois), **Quilt Quarters** (Carmel, Indiana), **Threads of Time** (Danville, Illinois), **A Quilting Bee** (Mahomet, Illinois), **Quilts Plus** (Indianapolis, Indiana), **Sew Sassy** (Urbana, Illinois), and **The Back Door** (Greenwood, Indiana).

The Shop Hop will be conducted during each shop's normal business hours, September 13 -17. You may chose to purchase a passport only, for \$5, or purchase passport with a pre-paid block kit and binder, which includes all 9 blocks for \$60. Individual block kits will be sold for \$7.50 and each shop's finishing pattern can be purchased for \$5.

Each shop will have a door prize drawing for all passport holders who have entered to win and each Passport holder will receive a goody bag from each store. September 9th is the last day that the prepaid block kits can be purchased. After September 9th, if we have any remaining kits, they may be purchased, but there are no guarantees after the September 9th deadline.

A grand prize will be drawn after the shop hop worth \$450, which includes a \$50 certificate from each store. Eligibility for the grand prize drawing requires that each passport holder visit each store to have their passport stamped.

*Janome Institute, September 3-7:
Janome Debuts New Machine !!!*

We will be going to Janome Institute over the Labor Day holiday weekend to get training with Janome's new top of the line machine, which will be debuted during Janome Institute. Although Janome has been very secretive about this new machine, you can check out snippets of information from the Janome website countdown, located at this web address: <http://janomespecials.com/the-journey-continues/>

The new machine will actually be available to customers on October 1st. Sew Vac Central, in both locations, will be planning a special unveiling event for October 1st.

Mary Buvia's September Classes

We are quite fortunate to have Mary Buvia teaching quilting classes at our Sew Vac Central. Mary Buvia is a nationally-known quilter, whose original quilts have won more than 30 awards in major competitions, including a recent first place award at the Houston International Quilt Festival and several awards at the NQA in Columbus, Ohio. She has been quilting for 18 years, machine quilting for 11 years, and has taught machine quilting and appliqué for 10 years. She recently completed thread certification with Superior Threads.

She is now one of 25 esteemed quilters in the United States who have been presented with the "Master Quilt" award, which she recently received for her Christmas quilt, "[The Loading Dock](#)." Her work has been featured in several quilting magazines.

We are offering two classes with Mary Buvia in September:

1. [Advanced Free Motion Quilting](#) on Saturday, September 17th, 12:00 noon – 3:00 pm
2. [Invisible Appliqué](#) on Saturday, September 24th, 11:00 am – 4:00 pm

[Advanced Free Motion Machine Quilting with Mary Buvia](#)

The Advanced Free Motion Quilting Class is a 3-hour class, held on **Saturday, September 17th, noon – 3 pm**, designed for the quilter with some free-motion quilting experience. The Beginning Free Motion Machine Quilting Class is a prerequisite. Designs and background studies are given in a full-size, clearly drawn permanent pattern. Samples are available for your viewing in the shop. **Minimum of 4 students. Class fee ... \$45**

Class Supply List: sewing machine in good working order; free motion quilting foot; walking foot (preferred) or straight-stitch foot; straight stitch, single hole throat plate is preferred; new size 12 topstitch or metallic needle; Blue water soluble marking pen, fine point (water SOLUBLE, NOT WASHOUT); scissors; flat-head straight pins; good quality thread, matching or lightly contrasting with fabric, 1 or 2 colors of thread such as Superior "Rainbows" or "So Fine"; one "sandwich" (fabric, batting, fabric) one sandwich approximate size 22" x 22" with Hobbs 80/20 batting recommended; use light-colored, solid (plain) fabric in the sandwich so that stitches may easily be seen and pattern can be seen through the fabric; "Easy Thread" hand needle for burying tails of threads; 18" or 24" quilter's plastic ruler; Machingers Quilters Gloves; pencil and paper for note-taking;

[Invisible Appliqué with Mary Buvia](#)

This class will be held on **Saturday, September 24th, 11:00 am – 4:00 pm** and is designed for the quilter who wants to learn how to stitch with this award-winning method of invisible appliqué. The class includes hands-on preparation, cutting, and stitching. This technique can be used for either machine stitching or hand stitching appliqués to background fabric. The machine stitching technique will be learned in class. A full-size original pattern is provided by the instructor and included in the class fee. **Minimum of 4 students. Class fee .. \$55**

Class Supply List: sewing machine in good working order (please bring your owner's manual); appliqué foot; free motion quilting foot; zig-zag (wide slot) throat plate; small, sharp scissors to cut both freezer paper and fabric; new size 12 topstitch; 2 sheets of 20" x 20" freezer paper; 3 sheets 8 ½" x 11" tracing paper or thin sketch paper for tracing pattern; light weight tear-away stabilizer; mini-iron and portable ironing surface; appliqué glue with long, thin-tip applicator, spray starch (bottle of Sew Stable, preferred); small chisel-tip ½" paint brush for applying starch or Sew Stable to the edges of appliqué; short, straight pins; Superior Mono-Poly invisible thread or Superior Silk thread to match fabric; fabrics, 2 pieces of 16" – 18" light colored fabric for background and backing, 3 or 4 values of orange fabric for the pumpkin, 3 or 4 values of green fabric for the pumpkin cap and stem, black fabric for the eyes, mouth, and nose of the pumpkin; **** There will also be two irons and two ironing boards available in the classroom, for those of you who do not have a mini-iron.**



Mary Buvia's Quilt to be Featured in "[Quilt Life](#)" Magazine

Don't forget to look in the Holiday issue of Quilt Life magazine for a two-page spread of her Christmas quilt, "[The Loading Dock](#)." This is the first time Quilt Life magazine has ever devoted a two-page spread to a single quilt. Congratulations, Mary!



Quilting Services Offered in Our Crawfordsville Shop

We are now offering quilting services in our Crawfordsville Shop. Quilt tops can also be dropped off in our Indianapolis Shop, to be taken to Crawfordsville for completion. The charge for all over quilting with free-hand or pantograph designs is 1.5 cents per square inch of the quilt. Approximate prices for standard quilt sizes are as follows:

| | | |
|-------|----------|----------|
| Crib | 36 X 60 | \$32.40 |
| Twin | 63 X 87 | \$82.22 |
| Full | 78 X 87 | \$101.79 |
| Queen | 84 X 92 | \$115.92 |
| King | 100 X 92 | \$138.00 |

Dakota Collectibles



Dakota Collectibles

Don't forget our dealer number for Dakota Collectibles is #3387, so if you order and download designs from the Dakota website, please enter our dealer number along with your order. The Dakota Collectibles website is: <http://www.dakotacollectibles.com/>

If you want to order collections from the website, please let us know. We can now download the design collections you want and put them on a CD or flash drive for you. It is much faster and there are no shipping charges!

There are five new collections: *Farmers Market* (20 designs, 4 X 4 sewing field), *Lotsa Ladybugs* (20 designs, 4 X 4 sewing field), *Christmas Snow Globes* (15 designs, 5 X 7 sewing field), *Country Snowmen* (20 designs, 4 X 4 sewing field), and *Christmas Greetings, Appliqué Card Collection* (15 designs, 5 X 7 sewing field).

There are six collections on sale for \$19.95: *Beautiful Buttons*, a collection of 40 embroidered, decorative buttonholes, *Madge and Pete Retire* (15 designs, 5 X 7 sewing field), *Holiday Variety* (20 designs, 4 X 4 sewing field), *Fringe Variety* (20 designs, 4 X 4 sewing field), *Rodeo Round Up* (20 designs, 4 X 4 sewing field), and *Sea Life* (20 designs, 4 X 4 sewing field).

Basics of Digitizer Class

We will be offering an intensive three-day class, September 19 – 21, for learning the basics of using Digitizer Pro MB, version 3. If you are already comfortable using the basics of Digitizer, this is not the class for you, unless you want a refresher course. Persons taking the class should be knowledgeable in the use of their own laptops and should have the most up to date version of Digitizer Pro MB, version 3 installed on their laptops. If you have not installed the software and need help, we will be available in the shop to help you install it on your laptop and get it operating with your dongle. There is a \$20 technology fee for this service, but is free if you purchased the software from us. **Pre-registration is required and the class size is limited to 8 persons.** Folders with class notes, along with a CD of all files used in the class will be provided. It is highly recommended that persons taking the class have a wired mouse, as using the laptop touchpad is quite awkward in working with the Digitizer software. **A wireless mouse is NOT recommended as it interferes with some of the software functions.**

Class fee . . . \$249.00 (\$125 if Digitizer software was purchased from Sew Vac Central)

Morning sessions, 9:00 am – 12:00 noon, break at 10:30 am

Lunch 12:00 noon – 1:00 pm, on your own

*** You may bring your lunch or eat at any of the restaurants that are nearby

(Steak & Shake, Arby's, Panda Express, O'Charlie's, McAlister's, Denny's, just to name a few)

Afternoon sessions, 1:00 pm – 4:30 pm, break at 2:30 pm

Don't forget to bring your dongle to class! Topics and skills covered in the class include differences between Easy Design and Easy Edit, opening and saving designs, sending designs to the embroidery machine, menus, toolbars, icons, commands, keyboard shortcuts, customizing the design window environment, selecting machine models and hoops, choosing fabrics and threads, creating a manual thread chart, using the measuring tool, automatic digitizing with clipart, selecting good clipart, troubleshooting problems with clipart, digitizing lines and shapes, decorative

outlines, embossed fills, motifs, creating motifs, when to use the visualizer, multiple hoopings, basic lettering, printing templates and layouts, manual digitizing, using the reshape tool, and troubleshooting problems with digitized designs.



Embroida
Block
Goose Tracks



We are offering classes for the Hoop Sisters Embroida Block of the Month, "Goose Tracks." The class will be offered at the end of the "Embroidery Essentials" class each month, at 3:00 pm and 7:00 pm. **We are currently focusing on Month 7.** The cost is \$10 per month. Persons wanting to participate in this Block of the Month project may also choose to come monthly during any of the Tuesday or Thursday Sewing Café times. Participants will be given printed directions and the embroidery designs each month, which can be copied to a flash drive or to a CD. A demonstration of the techniques used each month is also provided.

Teacher: Teresa Huckleberry

Skill Level: Beginning to advanced machine embroidery

Embroidery Essentials

September's Embroidery Essentials meeting is **Monday, September 12th, at 2:00 pm and 6:00 pm.** Anyone interested in machine embroidery is welcome to attend. Participants can share projects they have been working on and then the topics of the class will focus on discussion of Janome's new top of the line sewing/embroidery machine and additions to the new version 4 of Digitizer Pro MB. Notes and handouts will be provided and participants will also receive a special September embroidery file that Teresa has created. **Class fee ... \$5**

Teacher: Teresa Huckleberry

Skill Level: Beginning to advanced machine embroidery


Software Made Simple

September's software class will be **September 10th, 9:00 am – 12:00 noon.** This software class will focus on learning advanced lettering techniques in Digitizer Pro, version 3. The project will involve creating lettering for an autumn poem, digitizing images to match the poem, and using multiple hoopings. Art work and class notes will be provided. If times permits, the created designs will be stitched out in class. **Class fee ... \$25**


Teacher: Teresa Huckleberry

Skill Level: Beginner – Intermediate Digitizing Skill

Party With Patrick



This class is taught using monthly, licensed designs by Patrick Lose. He is a prolific designer and is probably most well known for his very successful and long-running collections of fabric from Timeless Treasures, Robert Kaufman Fabrics, and Moda which include his trademark marbled solids which are trendsetters in the industry. Every month, there's a new quilted project designed by Patrick Lose, which can be finished quickly, along with Patrick's recipes related to the project. These projects are great for those wanting to learn how to quilt or do appliqué by machine. Occasionally, there are machine embroidery designs available to complete the project. The "Party With Patrick" activity includes a kit to make the project. We have several "Party With Patrick" samples in our store if you would like to see them. September's "Party



With Patrick" project is a 14 ½" X 18 ½" Halloween placemat, with a choice of Halloween embroidery designs. The class is scheduled for **Monday, October 3rd, at 2 pm and 6 pm.** **Class fee ... \$20**

Teacher: Teresa Huckleberry

Skill Level: Beginner – Intermediate

Sewing Café: Finish those UFO's!



Do you have an unending stack of UFO's and need the motivation to finish them? Get away from the noise at home, come in, sit and sew for a while, and escape while sipping a soothing cup of coffee, hot tea, or hot cocoa! (Or ice tea, now that summer is here!) You can get expert advice from an instructor with the sewing projects that are giving you difficulty and we can even create projects for you to learn a new technique or how to use a specific foot you have never used before. If you have time, you can come in and sew on a charity project or work on Project Linus blankets. You may bring your own machine or rent one of ours. Sewing Café is Tuesdays and Thursdays, 10:00 am to 6:00 pm. If you want to come in to sit and sew, or get help on your own project, just drop in. If you want us to provide instruction for a specific project or create a project for you, let us know at least a week in advance.



Sit and Sew, using your own machine and materials ---- free

Sit and Sew, renting one of our machines, using your own materials ---- \$10 per hour

Sit and Sew, using your own machine, with instruction on a specific project ---- \$10 per hour

Sit and Sew, renting one of our machines, with instruction on a specific project ---- \$15 per hour



Project Linus Update:

Current Blanket Count: 94

Purse Amount: \$194

As a reminder, throughout the coming 2011 year, Sew Vac Central will be supporting Project Linus in a very special way. Starting with a beginning balance of \$100, we will add a \$1 each time a blanket is brought into our shop for Project Linus. Each time a person brings in a blanket for Project Linus during 2011, they will receive a ticket and their name will be added to a special drawing. In December 2011, we will have a drawing from the ticket names. The winner will receive a gift certificate from our shop, representing 50% of the money raised and the remaining 50% will be donated directly to Project Linus. We have already had a private individual donate money to help us begin this activity! We hope we will have many of you help us with this very worthy cause. We will give you an update each month in our newsletter so that you will know how many blankets we have collected.

Project Linus is comprised of hundreds of local chapters and thousands of volunteers across the United States. Each volunteer and local chapter all work together to help us achieve our mission which is to provide love, a sense of security, warmth and comfort to children who are seriously ill, traumatized, or otherwise in need through the gifts of new, handmade blankets and afghans, lovingly created by volunteer "blanketeers." Sew Vac Central is proud to participate as a drop-off site for these blankets. Information about Project Linus' national organization can be found at: <http://www.projectlinus.org>

Indianapolis and the surrounding area have a Project Linus chapter. Blankets donated to the Indianapolis chapter are given to Riley Children's Hospital's Cheer Guild, Peyton Manning Children's Hospital at St. Vincent, Community Hospital South, Methodist Hospital, The Little Red Door, St. Frances Hospital South, Coburn Place Safe Haven, Clarian North, The Julian Center, local police and fire departments, The Dawn Project, Community Hospital North, St. Francis Hospital, and Johnson Memorial Hospital, in Franklin, Indiana.

The Project Linus website and specific information about the requirements for making blankets can be found at: <http://www.orgsites.com/in/projectlinus/>

Sew Vac Central's Class Policy

Registration: All classes require pre-registration, with most having a limited class size of 10. Full payment required when registering for a class. Registration is accepted in person at each shop location, Indianapolis and Crawfordsville, or by phone (317)228-0929 in Indianapolis and (765)362-7360 in Crawfordsville. Most class fees are for instruction only. Patterns, fabrics, and supplies are to be purchased separately unless otherwise stated in the class description.

Cancellations: If a class is cancelled due to low enrollment, you will be notified 2 days (48 hours) prior to class day and issued a full refund of class fees. If a class is cancelled due to inclement weather or teacher illness, we will notify you as soon as possible. If we are unable to reschedule the class in a timely manner, we will then issue a full refund of class fees. If you cancel your registration, a full refund of class fees will be issued if you notify us no later than 3 days prior to class day. Refunds will NOT be issued with less than three days notice. Class fee refunds do NOT include any fabrics, kits, patterns, or supplies that you purchased for the class.

Additional Information: We support and comply with copyright laws. Books and patterns required for a specific class cannot be copied. Each person must purchase their own copy.

Please come to class with your sewing machine or serger in good working order. If your sewing machine or serger is new to you or you are not fully comfortable with your machine, please bring your sewing machine or serger manual with you to class.


Placing your name on your personal sewing supplies will help to make sure supplies are returned to the proper owner.

We request that children and non-paying guests not attend a class with you. Our hope is that the non-paying guest will join you and sign up to take the class with you.


As a courtesy to anyone who may have allergies or sensitivities to strong scents, we ask you to be aware of this and not use such products when coming to a class.

We thank you for your cooperation and understanding in the policies listed above.

We welcome your ideas and suggestions for future classes you would like for us offer.



*Indy
Sew Vac
Central
September 2011*



*8804 N. Michigan Road
Indianapolis, Indiana 46268
(317) 228-0929*

*Mon. through Fri.
10:00 am to 6:00 pm
Sat. 10:00 am to 3:00 pm*

| Sunday | Monday | Tuesday | Wednesday | Thursday | Friday | Saturday |
|--------------------------|--|---|---|--|------------------------------|--|
| | | | | 1 | 2 | 3 Janome Institute |
| 4 Janome Institute | 5 Labor Day Shop Closed Janome Institute | 6 Janome Institute | 7 Janome Institute | 8 | 9 | 10 <i>Software Made Simple</i> 9:00 am to 12:00 pm |
| 11 | 12 <i>Embroidery Essentials</i> 2:00 pm & 6:00 pm | 13 <i>Sewing Café</i> 10:00 am to 6:00 pm | 14 | 15 <i>Sewing Café</i> 10:00 am to 6:00 pm | 16 | 17 <i>Mary Buvia</i> Advanced Free Motion Quilting 12:00 noon to 3:00 pm |
| 18 | 19 <i>Basics of Digitizer</i> 9:00 am to 5:30 pm | 20 <i>Basics of Digitizer</i> 9:00 am to 5:30 pm | 21 <i>Basics of Digitizer</i> 9:00 am to 5:30 pm | 22 <i>Sewing Café</i> 10:00 am to 6:00 pm | 23 First Day of Autumn | 24 <i>Mary Buvia</i> Invisible Appliqué 11:00 noon to 4:00 pm |
| 25 | 26 | 27 <i>Sewing Café</i> 10:00 am to 6:00 pm | 28 | 29 <i>Sewing Café</i> 10:00 am to 6:00 pm | 30 | 1 October New Machine Unveiling Event |
| 2 | 3 <i>Party With Patrick</i> 2:00 pm & 6:00 pm | 4 | 5 | 6 | 7 | 8 |